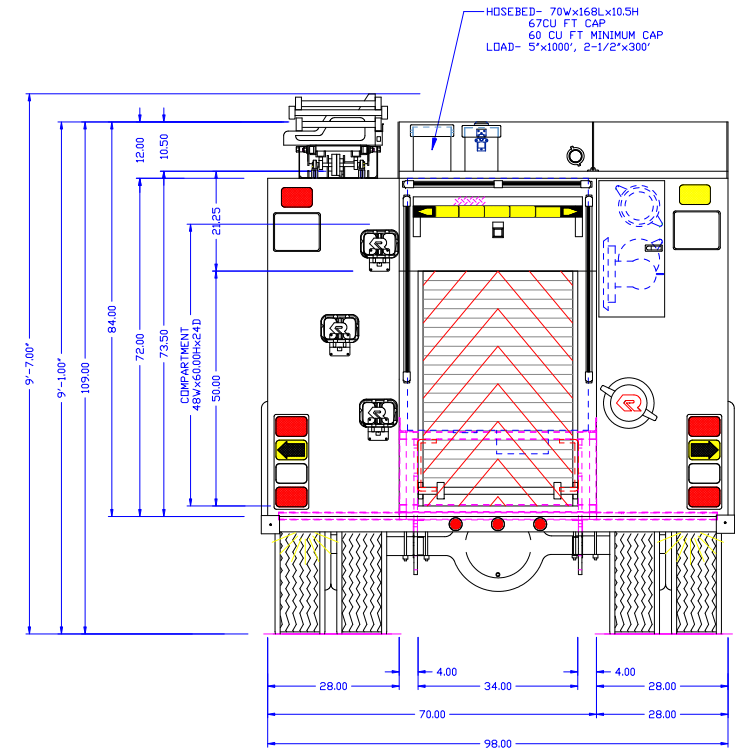
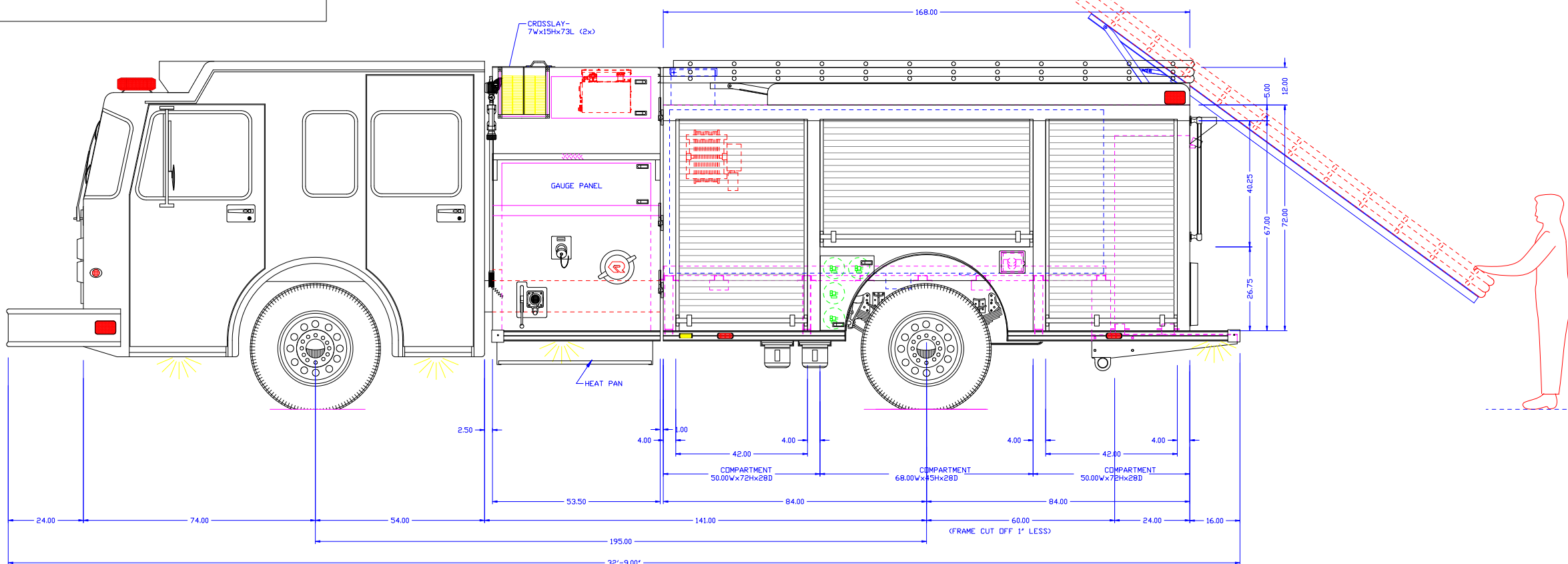
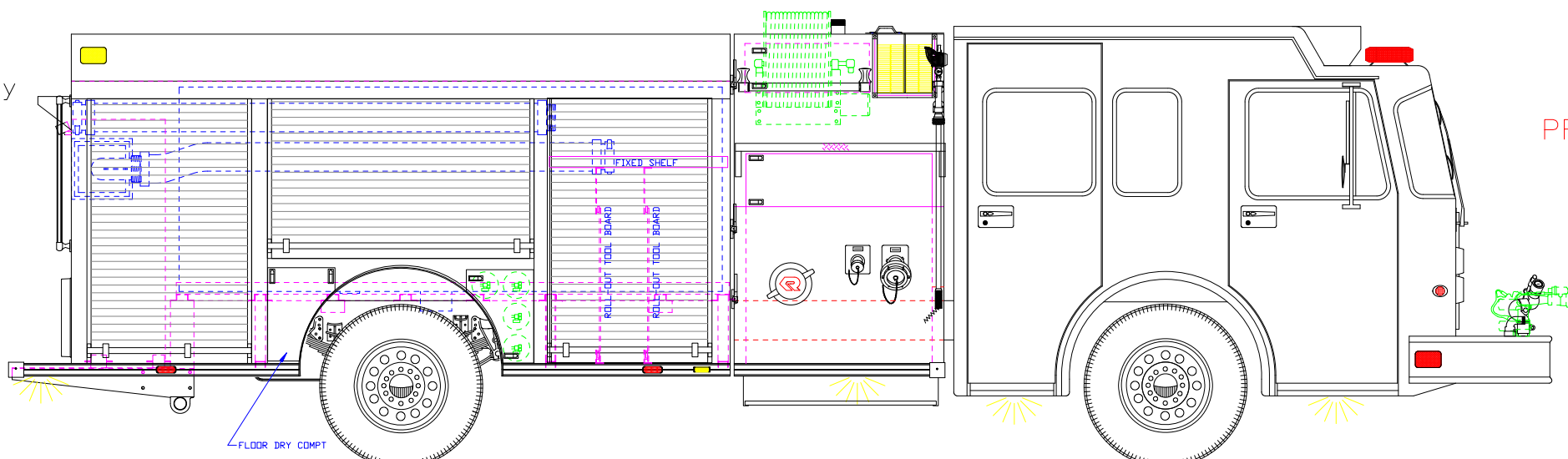


APPROVED BY:

NOTE: UNLOADED HEIGHTS MAY BE 4" ABOVE HEIGHTS SHOWN



SHOP NOTE:
 1.) INTERNAL COMPT. FINISH:
 - Bed Liner, Color Dark Grey
 2.) Use Oversized Penant
 Plate 11 x 13



OK FOR PRODUCTION
 INITIALS: JW
 JOB NUMBER: 14520
 DATE: 01-05-08

MAIN FILE: _____
 DEPT: _____
 DEALER: _____
PRODUCTION APPROVED

NOTE: TANK CAP- 1000 GAL POLYPROPYLENE
 30 GAL CAP FDM CELL IN MAIN TANK (1x)
 PUMP CAP- 1250 GPM ROSENBAUER
 FDM SYSTEM- ROSENBAUER
 DIMENSIONS SHOWN ARE APPROXIMATE
 AND ARE SUBJECT TO MINOR DEVIATIONS
 DURING CONSTRUCTION
 NOT ALL ITEMS IN SPECS ARE SHOWN ON
 THIS PRINT
 COMPARTMENT INTERIORS SPRAY LINED
 SIDE PUMP PANELS BLACK THERMOPLASTIC
 NFPA UPPER LIGHT PACKAGE- WHELEN
 NFPA LOWER LIGHT PACKAGE- WHELEN
 ROLL UP DOOR EFFECTIVE OPENING-
 3" NARROWER AND 5" SHORTER THAN
 ACTUAL OPENING IN BODY

NOTE: 3/16" ALUMINUM CONSTRUCTION

NONE	MAXIMUM HEIGHT	DATE: 12-24-08	DATE: 12-31-08	DATE: 3/16/09
NONE	MAXIMUM LENGTH			
98"	BODY WIDTH	CENTURION AT		

rosenbauer
 FRONT LINE SERVICES
 DEMO 14520